

1 Distance=6km M65upFALL - 16 Mar 2024

Round 1

HEAT 1 - #94 ATHLETES

✓ VIEW

Pos	Bib	Name	Cat	CatPos	Team (Team 2)	<input type="checkbox"/>	Time
33	270	Caroline Wood	W60	2	SCVAC(ARE80)	<input type="checkbox"/>	31:20.00
35	162	Colin Oxlade	M65	9	SCVAC(CRO)	<input type="checkbox"/>	31:28.00
48	171	Andrew Catton	M70	3	SCVAC(ILFRD)	<input type="checkbox"/>	33:08.00
51	185	John Exley	M75	1	SCVAC(OXFC)	<input type="checkbox"/>	33:20.00
57	168	Peter Wirtzfeld	M65	14	SCVAC(RAW)	<input type="checkbox"/>	34:28.00
66	273	Gwyneth Hueter	W65	4	SCVAC(OXFC)	<input type="checkbox"/>	36:34.00
88	262	Dawn Cobbett	W60	9	SCVAC(RAW)	<input type="checkbox"/>	46:27.00

2 Distance=8km M60Dn - 16 Mar 2024

EVENT 1

Round 1

HEAT 1 - #97 ATHLETES ▾

✓ [VIEW >](#)

Pos	Bib	Name	Cat	CatPos	Team (Team 2)	<input type="checkbox"/>	Time	Lane
32	38	Sebastien Garrigues	M45	10	SCVAC(ABN)	<input type="checkbox"/>	33:53.00	32
38	100	Alun Rodgers	M55	6	SCVAC(MEDM)	<input type="checkbox"/>	34:28.00	38
46	32	Anthony Bennett	M45	13	SCVAC(TONB)	<input type="checkbox"/>	34:59.00	46
72	98	Mark Pitcairn-Knowles	M55M45	15	SCVAC(TONB)	<input type="checkbox"/>	38:13.00	72
73	69	Richard Preston	M50	11	SCVAC(TONB)	<input type="checkbox"/>	38:31.00	73
80	114	Philip Coleman	M60M45	17	SCVAC(TONB)	<input type="checkbox"/>	40:29.00	80





Men (Inter-Area Team)

Method: Age and gender adjusted, 6 per team

Table last calculated at 17 Mar 2024, 12:54 p.m.

📊 Team Scores

👤 [Filtered Finishers \(76\)](#)

#	Team	Average	Places
1	 MMAC	77.40%	5: Paul Ward (82.23%), 29: Peter Knight (78.76%), 1: Lee Gratton (77.72%), 39: Anthony Marshall (76.81%), 2: Malcolm Eustace (76.39%), 12: Leigh Marshall (72.51%)
2	 NMAC	75.46%	15: Francois Rafferty (78.01%), 4: Mike Burrett (76.38%), 23: David Hamilton (76.18%), 10: Phillip Tedd (74.56%), 18: Jeff Prest (74.17%), 54: Stephen Watmough (73.48%)
3	 WMAL	74.96%	30: Ifan Lloyd (80.02%), 8: Huw Evans (77.42%), 40: David Warren (77.38%), 52: Steven Gardner (74.48%), 25: Derek Lloyd (71.76%), 21: Mark Watling (68.70%)
4	 SCVAC	68.52%	38: Alun Rodgers (73.65%), 51: John Exley (69.31%), 32: Sebastien Garrigues (68.95%), 46: Anthony Bennett (67.86%), 72: Mark Pitcairn-Knowles (67.00%), 80: Philip Coleman (64.37%)